

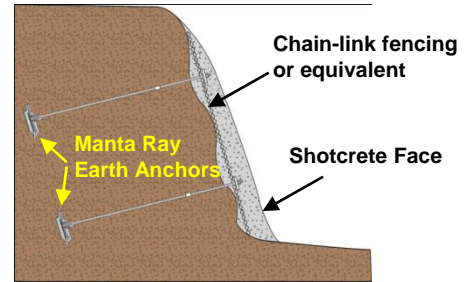


E-mail: pcpcaribbean@gmail.com


CALL US: (868) 675-6019

EARTH ANCHORS

- ❖ COST EFFECTIVE
- ❖ FAST AND EASY INSTALLATION
- ❖ IMMEDIATE LOAD TESTING POSSIBLE
- ❖ NO DIGGING AND MINIMAL SOIL DISTURBANCE
- ❖ WIDE RANGE OF SOILS & APPLICATIONS
- ❖ LOAD CAPACITY UP TO 50 TONS
- ❖ NO GROUTING



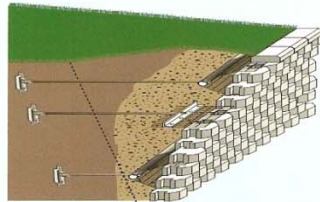
Typical Hillside Slope Stabilization



Installation Process of the Earth Anchor



BLOCK WALLS



MANTA RAY tie backs allow minimum excavation for mechanically stabilized earth walls. This allows BLOCK / GEOGRID walls to be installed where excavation is not practical.



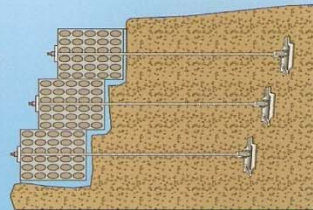
SHEET PILE



A superb and easy anchoring method to secure sheet piles. Instant anchoring to provide overturning stability and protection.



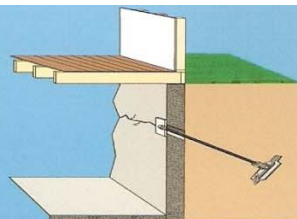
GABIONS



The flexibility of the MANTA RAY system allows gabions to be installed on steep slopes. Increases overturning stability and secures gabion mattresses to slopes.



FOUNDATION STABILIZATION



Exterior soils can cause basement / foundation and other wall types to bow and buckle. Simply core a hole in the wall, drive and load test MANTA RAYs to stabilize and stop wall movement.